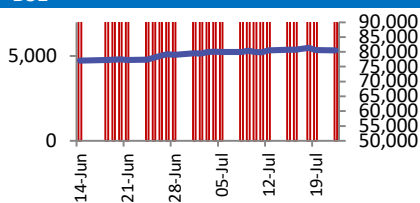
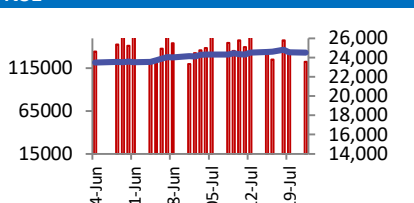


BSE		NSE																													
	<table border="1"> <tr><td>Open</td><td>80409</td></tr> <tr><td>High</td><td>80801</td></tr> <tr><td>Low</td><td>80101</td></tr> <tr><td>Close</td><td>80502</td></tr> <tr><td>Change</td><td>-103</td></tr> <tr><td>Volume (Lacs)</td><td>11873</td></tr> <tr><td>Turnover (Rs.inCr)</td><td>9074</td></tr> </table>	Open	80409	High	80801	Low	80101	Close	80502	Change	-103	Volume (Lacs)	11873	Turnover (Rs.inCr)	9074		<table border="1"> <tr><td>Open</td><td>24446</td></tr> <tr><td>High</td><td>24595</td></tr> <tr><td>Low</td><td>24362</td></tr> <tr><td>Close</td><td>24509</td></tr> <tr><td>Change</td><td>-22</td></tr> <tr><td>Volume(Lacs)</td><td>52214</td></tr> <tr><td>Turnover(Rs.in Cr)</td><td>122367</td></tr> </table>	Open	24446	High	24595	Low	24362	Close	24509	Change	-22	Volume(Lacs)	52214	Turnover(Rs.in Cr)	122367
Open	80409																														
High	80801																														
Low	80101																														
Close	80502																														
Change	-103																														
Volume (Lacs)	11873																														
Turnover (Rs.inCr)	9074																														
Open	24446																														
High	24595																														
Low	24362																														
Close	24509																														
Change	-22																														
Volume(Lacs)	52214																														
Turnover(Rs.in Cr)	122367																														

World Markets	Current	Previous	Pt. Chg	Var(%)
Dow	40415	40288	127	0.3%
Dow Futures	40668	40693	(25)	-0.1%
Nasdaq	18008	17727	281	1.6%
FTSE	8199	8156	43	0.5%
Nikkei	39676	39599	77	0.2%
Hang Seng	17612	17636	(24)	-0.1%
Gift Nifty	24540	24543	(3)	0.0%
Straits Singapore	3455	3437	18	0.5%
South Korea	2773	2764	9	0.3%
Taiwan	22712	22257	455	2.0%
Shanghai	2951	2964	(13)	-0.4%

Commodity Prices	Current	Previous	Pt. Chg	Var(%)
Copper (\$/MT)	9217	9310	(93.0)	-1.0%
Alumin (\$/MT)	2300	2352	(52.0)	-2.2%
Zinc (\$/MT)	2727	2777	(50.0)	-1.8%
Brent Crude (\$/bbl)	82.0	82.0	0.0	0.0%
Gold (\$/Ounce)	2398	2397	1.0	0.0%
Silver (\$/Ounce)	29.0	29.0	0.0	0.0%
Light Crude (\$/bbl)	78.0	78.0	0.0	0.0%
N G (\$/mmbtu)	2.0	2.0	0.0	0.0%
Sugar (\$/MT)	533.0	541.0	(8.0)	-1.5%
Rubber (Rs./kg)	211.0	210.0	1.0	0.5%
Baltic Dry Index	1896	1902	(6.0)	-0.3%

Currency Exchange Rate	Current	Previous	Var(%)
Rs./ \$ rate	83.67	83.66	0.01%
Rs./ Euro	91.14	91.03	0.12%
Rs./Chinese Yuan	11.50	11.50	0.00%
Yen / \$ rate	156.61	157.04	-0.27%
\$ US/Euro	1.09	1.09	0.00%

Dollar Index	Current	Previous	Var(%)
Dollar Index	105.26	105.28	-0.02%

Support/ Resistance Levels for Today		
	Nifty	Bank Nifty Fut
Support 1	24370	52000
Support 2	24240	51700
Resistance	24600	52640

Securities in Ban For Trade	
BANDHANBNK	INDIACEM
PEL	SAIL
CHAMBLFERT	HAL
GNFC	

Market Review

US: US stocks bounced back following their worst week since April, shifting focus away from Joe Biden's decision to end his reelection campaign and turning attention to the kickoff of the tech earnings season.

Asia: Asia-Pacific markets were trading higher on Tuesday, tracking overnight gains on Wall Street. The Nikkei 225 was trading 0.27% higher, and the S&P ASX 200 was 0.56% higher.

India: The Indian benchmark equity indices closed lower for the second consecutive session on Monday as investors look forward to the Union Budget 2024-25 and more corporate earnings. **Market is expected to open on a flattish note and likely to witness volatile move during the day.**

Global economy:

China's central bank's decision to lower the collateral requirement for medium-term loans will alleviate the "asset famine" pressure on the bond market, state media reported on Tuesday, The People's Bank of China said on Monday it would lower the collateral requirement for the medium-term lending facility loan to increase the size of tradable bonds in the market. The move comes amid a record-long rally in China's sovereign bond markets that has prompted repeated central bank warnings and measures to put a floor under falling yields and prevent a market bubble. The balance of outstanding MLF loans now exceeded 7 trillion yuan (\$962.44 billion), and the majority of the collateral pledged for the loans are government bonds and local government debt.

The Bank of England said on Monday that banks should get ready to make greater use of its repo facilities as it sells down its government bond holdings, and that it plans a major expansion of its current six-month repo operation. Repos, or repurchase agreements, allow banks to temporarily swap bonds and other collateral they own for cash from the central bank, helping to keep market interest rates in line with the bank's policy rate.

Commodities: Oil prices slipped for a third trading session on Tuesday as investors focused on the prospect of swelling oil supplies and weak demand, while showing little reaction to U.S. presidential campaign upheaval.

Gold prices were steady on Tuesday as investors strapped in for U.S. economic data this week for clarity on the timeline for Federal Reserve's interest rate cut.

Currency: The dollar weakened against the yen ahead of a policy meeting at the Bank of Japan next week, while the dollar index was flattish.

FII Derivative Transactions (Rs. Cr)

Contracts	Purchase		Sell		Net	Open Interest (OI)		OI (Previous day)		Change	
	Contract	Value	Contract	Value		Contract	Value	Contract	Value	Contract	Value
Index Future	70865	4585	90961	5859	(1274)	615734	39221	620546	39522	(4812)	(301)
Index Option	21845667	1754212	21671967	1740273	13939	5368395	362227	4560753	312696	807642	49531
Stock Future	1788006	138433	1699559	131051	7382	4284282	330050	4276255	326843	8027	3207
Stock Option	734740	57176	732391	57006	170	781302	61188	779919	60680	1383	508
Total	24439278	1954406	24194878	1934189	20217	11049713	792686	10237473	739741	812240	52945

FII All Activity-BBG (Rs Cr)	Buy	Sell	Net
12-Jul-24	20307	14939	5368
15-Jul-24	15686	12348	3338
16-Jul-24	14975	13314	1661
18-Jul-24	14975	13314	1661
19-Jul-24	16143	14319	1824
Month to date- July	207008	181181	25826
FII (Prov.) (Rs Cr)	Buy	Sell	Net
15-Jul-24	14857	12172	2685
16-Jul-24	14482	13211	1271
18-Jul-24	25521	20037	5484
19-Jul-24	15893	14386	1506
22-Jul-24	16970	13526	3444
Month to date-July	240735	215627	25109
DII (Prov.) (Rs. Cr)	Buy	Sell	Net
15-Jul-24	15033	15364	(331)
16-Jul-24	14936	15465	(529)
18-Jul-24	15676	18581	(2904)
19-Jul-24	15051	15513	(462)
22-Jul-24	13553	15205	(1652)
Month to date-July	216231	217104	(873)
FII Debt - BBG (Rs. Cr)	Buy	Sell	Net
12-Jul-24	1531	947	584
15-Jul-24	1371	1076	295
16-Jul-24	1730	453	1277
18-Jul-24	1730	453	1277
19-Jul-24	2375	785	1590
Month to date- July	24597	13296	11301

Market Breadth	BSE		NSE	
	No.	%	No.	%
Advance	2093	50%	1489	54%
Decline	1923	46%	1208	44%
Unchanged	136	3%	60	2%

Market Turnover	22-Jul	19-Jul	Var (%)
BSE Cash	9074	10699	-15%
NSE Cash	122367	134887	-9%
NSE Futures	350000	218890	60%
NSE Options	29640926	9416528	215%
Total (Rs.Cr)	30122367	9781005	208%

Volatility Index	22-Jul	19-Jul
Volatility Index	15.44	14.83

Index PE - TTM	22-Jul	Yr. High	Yr. Low
Sensex	24.1	26.0	21.8
Nifty	23.3	28.8	20.3

Corporate News

Oil India signs contract for hiring of Blackford Dolphin

Oil India signed a contract with Dolphin Drilling, Norway, a leading drilling contractor for the offshore oil & gas industry, for the hiring of the 'Anchor Moored Semi-Submersible Drilling Unit Blackford Dolphin' on 22 July 2024. (BS)

Gensol Engineering wins bid for 116 MW solar projects in Gujarat

Gensol Engineering Ltd on Monday said it has won the bid for 116 megawatt of solar projects in Gujarat. These projects will be distributed across 27 locations, all under the purview of Paschim Gujarat Vij Co. Ltd. (PGVCL), the state electricity distribution company. (ET)

Uttarakhand Government Hikes Hospital Contract Estimate To Rs 593.99 Cr

The Uttarakhand government revised the estimate for the government hospital contract, which it had assigned to Hyderabad-based Power Mech Projects Ltd., to Rs 593.99 cr. The earlier base gross value for the construction project was set at Rs 362 crore. (NDTV)

KVS Manian Appointed Federal Bank CEO

RBI has approved the appointment of Mr. Krishnan Venkat Subramanian as the MD & CEO of the Bank for a period of 3 years, w.e.f. September 23, 2024. He was the Joint MD of Kotak Mahindra Bank Limited till Apr'24, spearheading Corporate, Banking, Commercial banking, Private Banking and Asset Reconstruction business. (ET)

Economy

PE/VC investment rises 8 pc to USD 31.5 bn in Jan-Jun

India's PE/VC investments reached \$31.5bn in H1'24, up 8%. Deal volume rose to 654, with major deals totaling USD 22.6 billion. Notable investments include Brookfield's \$2bn and ADIA/KKR's in Reliance Retail Ventures. (ET)

While GCC marched ahead, IT services exports lost ground

India's IT services exports show a shift in composition with a decline in software share and a rise in other business services, according to Economic Survey. The growth of GCCs is highlighted, with revenue projected to reach \$100 billion by 2030. However, IT sector hiring has slowed down in FY24, signaling potential challenges ahead. (ET)

International

Warner Bros Discovery's TNT Sports to match Amazon's bid for NBA broadcast rights

Warner Bros Discovery's sports network TNT Sports said on Monday it would exercise its rights to match one of three bids to carry National Basketball Association games, in an effort to preserve its four-decade-long partnership with the league. (Inv)

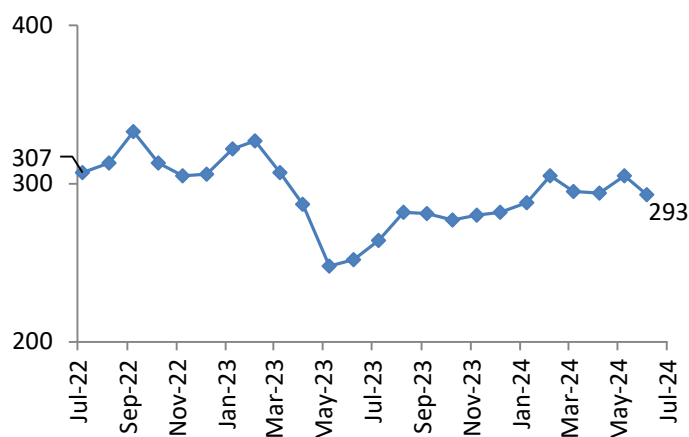
Top 5 Nifty Gainers	22-Jul	19-Jul	Var(%)
GRASIM	2812	2743	2.5%
NTPC	374	365	2.4%
ULTRACEMCO	11516	11258	2.3%
HDFCBANK	1643	1607	2.2%
DRREDDY	6771	6636	2.0%
Top 5 Nifty Losers	22-Jul	19-Jul	Var(%)
WIPRO	506	557	-9.2%
KOTAKBANK	1758	1822	-3.5%
RELIANCE	3001	3110	-3.5%
ITC	467	475	-1.7%
SBILIFE	1621	1648	-1.6%

BSE Index Watch	Last	1 day	1 wk	1 mth	1 yr
SENSEX	80502	-0.1%	0.0%	4.3%	20.7%
MIDCAP	46849	1.3%	-1.4%	1.9%	58.6%
SMLCAP	52917	0.8%	-2.0%	1.9%	55.0%
AUTO	57156	1.2%	0.0%	0.7%	59.9%
BANKEX	60002	-0.3%	-0.2%	2.2%	15.1%
Capital Goods	72678	1.5%	-3.0%	1.3%	71.4%
FMCG	22000	-0.3%	1.7%	8.2%	13.8%
Health Care	38513	0.9%	0.3%	4.7%	44.3%
IT	40593	-0.1%	1.9%	12.2%	34.9%
METAL	31859	1.1%	-3.4%	-5.6%	50.3%
Oil & Gas	30775	-0.1%	-0.8%	6.6%	58.8%
Power	7838	1.7%	-2.5%	0.3%	95.0%
Realty	8513	-0.5%	-0.3%	-3.7%	98.4%

NSE USD Futures	22-Jul	19-Jul	Var (%)
July Expiry (Rs./\$)	83.65	83.64	0.0%
August Expiry (Rs./\$)	83.68	83.69	0.0%
Total Turnover (Rs. Crore)	3807	1149	231%

Sectors	TTM PE
Auto	33.96
Auto Ancillary	52.28
Banking	15.46
Engineering	43.69
Cement	74.79
Diamonds & Jewellery	62
Housing Finance	25.29
Infrastructure & Const	34.62
Metals-Aluminium	43.38
Metal – Steel	18.73
Oil Expl.	16.52
Pharma	11.71
Power – Gen. Supp.	42.53
Information Tech.	24.92
Sugar	19.78
Telecom Serv. Prov.	88.63
Tyres	28.21

China Methanol Spot price (\$/tonne) (Source: BBG)



10 year G-Sec Yield	Current	Previous	Change
US	4.24%	4.25%	(1) bps
Japan	1.07%	1.06%	1 bps
India	6.97%	6.96%	1 bps
UK	4.16%	4.12%	4 bps
Libor 3 Mths	5.54%	5.54%	0 bps

Indian Eco Data	Current	Previous	Var(%)
Forex Reserve (US\$ in bn)	654	652	0.3%
Inflation - WPI	3.36%	2.61%	75 bps
Inflation - CPI	5.08%	4.80%	28 bps

India GDP	Q4FY24	Q3FY24	Var(%)
Growth	7.76%	8.57%	(81) bps

Monetary Policy	Current	Previous	Change
Repo Rate	6.50%	6.50%	0 bps
Reverse Repo Rate	3.35%	3.35%	0 bps
CRR	4.50%	4.50%	0 bps
O/S Banking System Liquidity (Rs bn)	946	946	(0.3)

IIP Growth %	Jan-24	Jan-23	Apr-Feb
IIP	5.9	5.7	6.2
Mining	5.9	9.0	8.5
Manufacturing	3.2	4.5	5.7
Electricity	5.6	12.7	7.0

ADR Price Movement

Company	Price (US\$)	Volume	Previous Day Price	Volume	Variance (%)	No. of Share Per ADR	ADR Price (Rs.)	BSE Price	Variance (%)
Infosys Tech	21.79	8459653	21.68	16443577	0.51%	1	1823.11	1810.85	0.7%
Wipro	6.00	3459482	6.09	10919887	-1.48%	1	502.01	505.80	-0.7%
Dr.Reddy's	80.07	201793	78.12	105985	2.50%	1	6699.26	6770.90	-1.1%
ICICI Bank	29.36	3183272	29.35	4027158	0.03%	2	1228.24	1241.15	-1.0%
HDFC Bank	60.77	2288824	59.49	2035546	2.15%	3	1694.82	1642.55	3.2%

GDR's (US\$)

	Prices	Prev. Close	Change	Var %
L&T	44.10	43.20	0.9	2.1%
RIL	71.90	72.90	(1.0)	-1.4%
SBI	104.40	105.20	(0.8)	-0.8%

US Economy Data	Current	Previous
Inflation (%) (YoY)	3.00%	3.30%
Unemployment (%)	4.10%	4.00%

Interest Rate (%)	Current	Previous
Fed Rate	5.50%	5.50%

US GDP	Q1CY24	Q4CY23	Q4CY22
Growth (QoQ Annualized)	1.40%	3.40%	2.60%

China Economy Data	Current	Previous
GDP	4.70%	5.30%
Inflation – CPI (%)	0.20%	0.30%

Economic Calendar

	Date
Indian GDP Data	30 Aug
Indian Inflation Data CPI	12 Aug
Indian Inflation Data WPI	14 Aug
Indian Monetary Policy	08 Aug
India's Industrial Production (IIP)	12 Aug
US Inflation Data	14 Aug
US GDP	25 Jul
US Unemployment Data	02 Aug
US Fed Rate	31 Jul
China GDP	18 Oct
China Inflation Data	9 Aug

Event Update

Name	Date	Purpose
Almondz Global Securities Ltd.	23-07-24	Stock Split from Rs.6/- to Re.1/-
HCL Technologies Ltd.	23-07-24	Rs.12.00 per share(600%)Second Interim Dividend
Karma Energy Ltd.	23-07-24	A.G.M.
Plastiblends India Ltd.	23-07-24	Rs.4.25 per share(85%)Final Dividend
Rainbow Children's Medicare Ltd.	23-07-24	Rs.3.00 per share(30%)Final Dividend
Rajratan Global Wire Ltd.	23-07-24	Rs.2.00 per share(100%)Final Dividend
Shree Cement Ltd.	23-07-24	Rs.55.00 per share(550%)Final Dividend
SIL Investments Ltd.	23-07-24	Rs.2.50 per share(25%)Final Dividend
Steel City Securities Ltd.	23-07-24	Dividend
Tembo Global Industries Ltd.	23-07-24	Dividend
Fortis Healthcare Ltd.	24-07-24	Rs.1.00 per share(10%)Final Dividend
Fortis Malar Hospitals Ltd.	24-07-24	Rs.2.50 per share(25%)Final Dividend
Hatsun Agro Product Ltd.	24-07-24	Rs.6.00 per share(600%)First Interim Dividend
Honeywell Automation India Ltd.	24-07-24	Rs.100.00 per share(1000%)Final Dividend
Bhansali Engineering Polymers Ltd.	25-07-24	Rs.1.00 per share(100%)First Interim Dividend
KSB Ltd.	25-07-24	Stock Split from Rs.10/- to Rs.2/-
Pradeep Metals Ltd.	25-07-24	Rs.2.00 per share(20%)Final Dividend
21st Century Management Services Ltd.	26-07-24	Rs.2.50 per share(25%)Final Dividend
Aarti Industries Ltd.	26-07-24	Rs.1.00 per share(20%)Final Dividend
Aarvi Encon Ltd.	26-07-24	Dividend
ADF Foods Ltd.	26-07-24	Rs.1.20 per share(60%)Final Dividend
Bondada Engineering Ltd.	26-07-24	Rs.0.15 per share(1.5%)Final Dividend
Coromandel International Ltd.	26-07-24	Rs.6.00 per share(600%)Final Dividend

Bulk Deal As On 22/07/24

BSE

Security Code	Security Name	Client Name	Deal	Quantity	Price
531658	ABATEAS	MULTIPLIER SHARE & STOCK ADVISORS PRIVATE LIMITED	S	39000	30.13
513119	ABCGAS	JIGAM SHASHIKANT GANDHI	S	17220	96.15
513119	ABCGAS	KEJRIWAL HOLDINGS	B	16751	96.15
513119	ABCGAS	MULTIPLIER SHARE & STOCK ADVISORS PRIVATE LIMITED	S	12555	96.15
544213	ACLD	MANSI SHARE & STOCK ADVISORS PRIVATE LIMITED	B	117600	162.74
544213	ACLD	ROHAN GUPTA	B	105600	165.2
538351	AFEL	KAUSHAL HITESHBAI PARIKH	B	287562	13.79
538351	AFEL	MULTIPLIER SHARE & STOCK ADVISORS PRIVATE LIMITED	S	98433	13.81
538351	AFEL	VIVEK KANDA	B	72500	13.88
513401	ASHIS	SHYAM DHANUKA	S	100000	50.5
531268	B2BSOFT	RAJANI VADDI	S	95566	40.28
544195	COTFAB	JITENDRA AGRAWAL	B	100000	70.89
542155	DGL	RAJESH PIROGIWAL	S	90000	3.72
540190	FRANKLININD	MULTIPLIER SHARE & STOCK ADVISORS PRIVATE LIMITED	S	1266080	3.54
540190	FRANKLININD	TOPGAIN FINANCE PRIVATE LIMITED	S	1550001	3.54
540190	FRANKLININD	TOPGAIN FINANCE PRIVATE LIMITED	B	1	3.54
544156	GCONNECT	AGRAWAL NIKUNJ	B	33000	78.36
543538	GOEL	MADHGHNE ADVISORY PRIVATE LIMITED	S	21600	167.56
532775	GTINFRA	SAHASTRAA ADVISORS PRIVATE LIMITED	S	72016861	2.67
532775	GTINFRA	SAHASTRAA ADVISORS PRIVATE LIMITED	B	58353109	2.6
540377	IFL	PRAFUL GUPTAKAUSHAL	S	5000000	1.26
535730	KHOBSURAT	ANKIT MAHENDRABHAI PARLESHA	S	15231581	1.56
530167	MONGIPA	KANCHAN SARAOGI	S	18593	51.62
543207	NATURAL	AMITABH K DABHOYA (HUF)	B	70000	12.14
543207	NATURAL	ROOPESH TALWAR	B	80000	11.89
531512	ORIENTTR	ABHINAV COMMOALES	S	97935	13.54
531512	ORIENTTR	GAURI NANDAN TRADERS	S	80000	13.55
531512	ORIENTTR	KUNAL NAHAR HUF	B	128000	13.55
539273	PECOS	SATYA PRAKASH MITTAL HUF	S	8000	363.79
512217	PRISMMEDI	PRAGNESH ROHITKUMAR PANDYA	S	86887	29.33
512217	PRISMMEDI	PRAGNESH ROHITKUMAR PANDYA	B	32455	28.33
512217	PRISMMEDI	TEJESH HASMUKH SHAH	B	68770	29.39
536659	PVVINFRA	KONIKKIL KRISHNADASAN	B	154000	18.25
543256	RFL	HITESH DAMJIBHAIPARMAR	B	52388	17.92
543256	RFL	PAWAN KUMAR MITTAL	S	140080	17.87
544080	SHILINDORE	MP ENTERTAINMENT AND DEVELOPERS PRIVATE LIMITED	B	90928	1245.56
544080	SHILINDORE	SADIYA RAOOF DHANANI	S	88748	1247
540072	SHIVAEXPO	ABHINAV UPADHYAY	S	120000	13.98
540072	SHIVAEXPO	MANI NARANG	B	100000	13.96
544165	SHIVAM	SATISH KUMAR	B	120000	59.7
543924	SONALIS	SANDESH KHANDELWAL	B	10000	69.02
539217	SRESTHA	YASH BIPINBHAI NATHWANI (HUF)	S	1781150	2.24
539217	SRESTHA	YASH BIPINBHAI NATHWANI (HUF)	B	4257231	2.27
530611	STURDY	RAGHAV KAMALAKSH RAO	B	1013752	0.39
543745	SVS	SAHIL BIPIN MEHTA	B	270000	12.53
543745	SVS	SHASHIKANT SHARMA(HUF)	S	264000	12.52
544214	THREEMPAPE	JITENDRA MULARAM CHOUDHARY	B	200000	76
544214	THREEMPAPE	MULTIPLIER SHARE & STOCK ADVISORS PRIVATE LIMITED	B	160000	77.9

500421	TPINDIA	AARTIE SUNIL ANANDPARA	S	225000	20.37
500421	TPINDIA	SANGHAVI COMMODITY PRIVATE LIMITED	B	231873	20.39
539040	TTIL	AZMAT TRADERS LLP	S	185000	21.5
539040	TTIL	KAUSHAL HITESHBHAI PARIKH	S	570000	21.5
509026	VJTFEDU	SAM FINANCIAL SERVICES LLP	S	100000	89
509026	VJTFEDU	SHEETAL DUGAR	B	100000	88.99
524661	WELCURE	MANOJ KUMAR KANDA	B	100000	6.99
524661	WELCURE	NIRMALABEN VIVEKBHAI TRIVEDI	S	90978	6.99
524661	WELCURE	RUCHIRA GOYAL	B	294573	6.99

NSE

Security Code	Security Name	Client Name	Deal	Quantity	Price
CANFINHOME	Can Fin Homes Ltd	SBI LIFE INSURANCE COMPANY LTD	BUY	1000000	827.94
EFFWA	Effwa Infra & Research L	MULTIPLIER SHARE & STOCK ADVISORS PRIVATE LIMITED	BUY	198400	208.6
GGBL	Ganesh Green Bharat Ltd	ASHWIN STOCKS AND INVESTMENT PRIVATE LIMITED	SELL	126600	442.33
GPECO	GP Eco Solutions India L	CCV EMERGING OPPORTUNITIES FUND-I	SELL	72000	350.78
JALAN	Jalan Transolu. India Ltd	MANISH JALAN	SELL	192000	3.13
KSHITIJPOL	Kshitij Polyline Limited	DCRUZ SHEEN JOSEPH	SELL	283733	8.14
LATTEYS	Latteys Industries Ltd	MANSI SHARE AND STOCK ADVISORS PVT LTD	BUY	297128	20.27
MTNL	Maha Tel Nigam Ltd.	QUADRATURE CAPITAL VECTOR SP LIMITED	SELL	1441388	72.68
NEPHROCARE	Nephro Care India Limited	ASHWIN STOCKS AND INVESTMENT PRIVATE LIMITED	SELL	96000	252.44
NEPHROCARE	Nephro Care India Limited	CINCO STOCK VISION LLP	BUY	86400	250.5
NEPHROCARE	Nephro Care India Limited	REX EQUITY	BUY	148800	269.05
PROPEQUITY	P. E. Analytics Limited	JASUJA SAMIR	SELL	99000	297
PARIN	Parin Furniture Limited	GAURAV JAIN	SELL	58000	199.94
PRIZOR	Prizor Viztech Limited	MANSI SHARE AND STOCK ADVISORS PVT LTD	BUY	240000	170.8
PRIZOR	Prizor Viztech Limited	MULTIPLIER SHARE & STOCK ADVISORS PRIVATE LIMITED	BUY	220800	168.77
SATIPOLY	Sati Poly Plast Limited	CAMELLIA TRADEX PRIVATE LIMITED	BUY	25000	259.35
SATIPOLY	Sati Poly Plast Limited	MANSI SHARE AND STOCK ADVISORS PVT LTD	BUY	25000	247
SATIPOLY	Sati Poly Plast Limited	MULTIPLIER SHARE & STOCK ADVISORS PRIVATE LIMITED	BUY	82000	247
SHAH	Shah Metacorp Limited	BLACKBERRY SAREES PRIVATE LIMITED	SELL	2100000	4.62
UMAEXPORTS	Uma Exports Limited	GIRJADHAVA VYAPAAR PRIVATE LIMITED	SELL	404898	84.17
UMAEXPORTS	Uma Exports Limited	SATISH SINGHAL	BUY	172000	86.35
CLOUD	Varanium Cloud Limited	MULTIPLIER SHARE & STOCK ADVISORS PRIVATE LIMITED	SELL	311000	27.67
VEEKAYEM	Veekayem Fash & App Ltd	JYOTI AJAY KUMAR GUPTA	BUY	42000	208.66

Disclosure:

Research Reports that are published by Nirmal Bang Securities Private Limited (hereinafter referred to as "NBSPL") are for private circulation only. NBSPL is a registered Research Analyst under SEBI (Research Analyst) Regulations, 2014 having Registration no. INH000001766. NBSPL is also a registered Stock Broker with National Stock Exchange of India Limited, BSE Limited, Metropolitan Stock Exchange of India Limited, Multi Commodity Exchange of India Limited and , National Commodity and Derivative Exchange Limited in Capital Market , Equity and Commodities derivatives segments and Currency Derivatives Segment .

NBSPL has other business divisions with independent research teams separated by Chinese walls, and therefore may, at times, have different or contrary views on stocks and markets.

NBSPL or its associates have not been debarred / suspended by SEBI or any other regulatory authority for accessing / dealing in securities Market since last 20 years. NBSPL, its associates or analyst or his relatives do not hold any financial interest (Except Investment) in the subject company. NBSPL or its associates or Analyst do not have any conflict or material conflict of interest at the time of publication of the research report with the subject company. NBSPL or its associates or Analyst or his relatives may or may not hold beneficial ownership of 1% or more in the subject company at the end of the month immediately preceding the date of publication of this research report.

NBSPL or its associates / analyst has not received any compensation / managed or co-managed public offering of securities of the company covered by Analyst during the past twelve months. NBSPL or its associates have not received any compensation or other benefits from the company covered by Analyst or third party in connection with the research report. Analyst has not served as an officer, director or employee of Subject Company. NBSPL / analyst has not been engaged in market making activity of the subject company.

Analyst Certification: The research analysts and authors of these reports, hereby certify that the views expressed in this research report accurately reflects my/our personal views about the subject securities, issuers, products, sectors or industries. It is also certified that no part of the compensation of the analyst(s) was, is, or will be directly or indirectly related to the inclusion of specific recommendations or views in this research. The analyst(s) principally responsible for the preparation of this research report and has taken reasonable care to achieve and maintain independence and objectivity in making any recommendations.

Disclaimer:

The Research Report is for the personal information of the authorized recipient and does not construe to be any investment, legal or taxation advice. NBSPL is not soliciting any action based upon it. Nothing in the research report shall be construed as a solicitation to buy or sell any security or product, or to engage in or refrain from engaging in any such transaction. In preparing the research report, we did not take into account the investment objectives, financial situation and particular needs of the reader.

The research report has been prepared for the general use of the clients of NBSPL and must not be copied, either in whole or in part, or distributed or redistributed to any other person in any form. If you are not the intended recipient you must not use or disclose the information in the research report in any way. Though disseminated to all the customers simultaneously, not all customers may receive the research report at the same time. NBSPL will not treat recipients as customers by virtue of their receiving the research report. The research report is not directed or intended for distribution to or use by any person or entity resident in a state, country or any jurisdiction, where such distribution, publication, availability or use would be contrary to law, regulation or which would subject NBSPL & its group companies to registration or licensing requirements within such jurisdictions.

The report is based on the information obtained from sources believed to be reliable, but we do not make any representation or warranty that it is accurate, complete or up-to-date and it should not be relied upon as such. We accept no obligation to correct or update the information or opinions in it. NBSPL or any of its affiliates or employees shall not be in any way responsible for any loss or damage that may arise to any person from any inadvertent error in the information contained in the research report. NBSPL or any of its affiliates or employees do not provide, at any time, any express or implied warranty of any kind, regarding any matter pertaining to this report, including without limitation the implied warranties of merchantability, fitness for a particular purpose, and non-infringement. The recipients of the research report should rely on their own investigations.

This information is subject to change without any prior notice. NBSPL reserves its absolute discretion and right to make or refrain from making modifications and alterations to this statement from time to time. Nevertheless, NBSPL is committed to providing independent and transparent recommendations to its clients, and would be happy to provide information in response to specific client queries.

Before making an investment decision on the basis of research report, the reader needs to consider, with or without the assistance of an adviser, whether the advice is appropriate in light of their particular investment needs, objectives and financial circumstances. There are risks involved in securities trading. The price of securities can and does fluctuate, and an individual security may even become valueless. International investors are reminded of the additional risks inherent in international investments, such as currency fluctuations and international stock market or economic conditions, which may adversely affect the value of the investment. Opinions expressed are subject to change without any notice. Neither the company nor the director or the employees of NBSPL accept any liability whatsoever for any direct, indirect, consequential or other loss arising from any use of the research report and/or further communication in relation to the research report. Here it may be noted that neither NBSPL, nor its directors, employees, agents or representatives shall be liable for any damages whether direct or indirect, incidental, special or consequential including lost revenue or lost profit that may arise from or in connection with the use of the information contained in the research report.

Copyright of this document vests exclusively with NBSPL.

Our reports are also available on our website

Registration granted by SEBI and certification from NISM in no way guarantee performance of NBSPL or provide any assurance of returns to investors.

Nirmal Bang Research (Division of Nirmal Bang Securities Pvt. Ltd.)

B-2, 301/302, Marathon Innova,
Opp. Peninsula Corporate Park
Off. Ganpatrao Kadam Marg
Lower Parel(W), Mumbai-400013
Board No. : 91 22 6723 8000/8001
Fax. : 022 6723 8010